

**MASSACHUSETTS HISTORICAL COMMISSION
DIGITAL PHOTOGRAPHIC DOCUMENTATION**

SPRINGFIELD UNION STATION BAGGAGE BUILDING

23-55 Frank B. Murray Street

Springfield, Hampden County, Massachusetts

Photographer: Richard Casella, Rob Tucher, Historic Documentation Company, Inc.,
Portsmouth, RI. November 2012.

Digital photograph file names stored in the format
MA_Springfield_(Hampden_Cty)_Baggage-xxx.TIF (or JPG),
with "xxx" representing the photograph number listed below.

DESCRIPTION OF PHOTOGRAPHS

REFER TO KEY TO PHOTOS SHEET 1

- 001 Context, from corner of Dwight Street and Frank B. Murray Street. Looking south.
- 002 Context, Frank B. Murray Street, showing front of Passenger Station and Baggage Building, in distance behind fence. Looking south.
- 003 Context, along Frank B. Murray Street. Looking southwest.
- 004 Context, showing connection of Baggage Building, right, with Passenger Station, left. Looking east.
- 005 Front elevation facing Frank B. Murray Street, east end. Looking southeast.
- 006 Front, detail of pedestrian entrance and connection to Passenger Station. Looking southeast.
- 007 Front, detail loading dock, canopy and connection to Passenger Station. Looking east.
- 008 Front elevation, mid-section. Looking southeast.
- 009 Front, detail of window and wall features. Looking southeast.
- 010 Front elevation, west end. Looking south.
- 011 Front, oblique from roof, showing canopy, roof features and signal tower. Looking east.
- 012 Context, from roof, along Frank B. Murray Street. Looking northeast.
- 013 Front of office wing. Looking south.
- 014 Front, oblique, showing west end wall. Looking east.
- 015 Context from bus station, showing west elevation of Baggage Building and stone arch railroad bridge over Main Street. Looking northeast.
- 016 Context from track level, west approach, above stone arch railroad bridge over Main Street. Looking northeast.
- 017 Context from track level, west end of station yard, showing overall view of trackside (south) elevation of Baggage Building and Passenger Station. Looking north.
- 018 Context from track level, west end of station yard, showing overall view of tracks and platforms. Looking northeast.
- 019 Signal Tower, south elevation. Looking northwest.
- 020 Overall oblique view of Baggage Building, south (trackside) elevation, showing elevator tower on roof at right, and signal tower, center. Looking northwest.

- 021 Signal Tower, south and west elevations, showing track level loading doors and canopy. Looking north
- 022 Detail of window and canopy, south elevation, track level. Looking northwest.
- 023 Detail of freight elevator doors, south elevation, at track level. Looking northwest.
- 024 Detail of baggage cart doors, south elevation, at track level. Looking northwest.
- 025 Lower roof of Baggage Building on right, upper monitor roof on left. Looking southwest.
- 026 Lower roof center, showing exterior of third floor of Passenger Station on right, and upper monitor roof of Baggage Building on left. Looking northwest.
- 027 Detail of roof and brick anchor piers along wall parapet. Looking southwest.
- 028 Canopy over track side loading dock, showing steel rod supports tied back to brick anchor piers along wall parapet; also showing elevator tower and signal tower. Looking southwest.
- 029 Detail of canopy tie-rods and elevator tower. Looking northeast.
- 030 Oblique view of Signal Tower, south (trackside) elevation, from canopy roof. Looking west.
- 031 Detail of typical metal window, and brickwork, on Signal Tower. Looking northwest.
- 032 Canopy over track side loading dock, tie rods, parapet and signal tower. Looking north.
- 033 Context, from roof, across Frank B. Murray Street. Looking northwest.
- 034 Context, from roof, across tracks and platforms. Looking east.
- 035 Context, from roof, across tracks and platforms. Looking southeast.
- 036 Context, from roof, across tracks and platforms. Looking south.
- 037 Context, from canopy, of active freight line and CSX train. Looking south.
- 038 Context, from roof, showing Route 91 in distance. Looking southwest.
- 039 Context, from roof, to Main Street, showing existing bus station. Looking west.
- 040 Context, from roof, to Main Street, showing stone arch railroad bridge and retaining wall. Looking southwest.

REFER TO KEY TO PHOTOS SHEET 2

- 041 Interior, first floor, office wing, showing customer counters. Looking southeast.
- 042 Interior, second floor, office wing, men's room, showing original fixtures and slate dividers. Looking southeast.
- 043 Interior, first floor, storeroom. Looking east.
- 044 Interior, first floor, west freight room, showing office areas. Looking west.
- 045 Interior, first floor, west freight room, showing loading dock, columns and plate girders carrying second floor. Looking northeast.
- 046 Interior, first floor, east freight room, showing loading dock, doors and luggage/parcel chute. Looking northeast.
- 047 Interior, first floor, east freight room, showing spiral chute and overhead observation tunnel. Looking south.
- 048 Interior, first floor, east freight room, showing freight elevator and steel staircase. Looking east.
- 049 Interior, first floor, glass enclosed office area between Baggage and Station buildings. Looking north.

- 050 Interior, first floor, inside glass enclosed office area between Baggage and Station buildings. Looking west.
- 051 Interior, first floor, back hallway. Looking southwest.

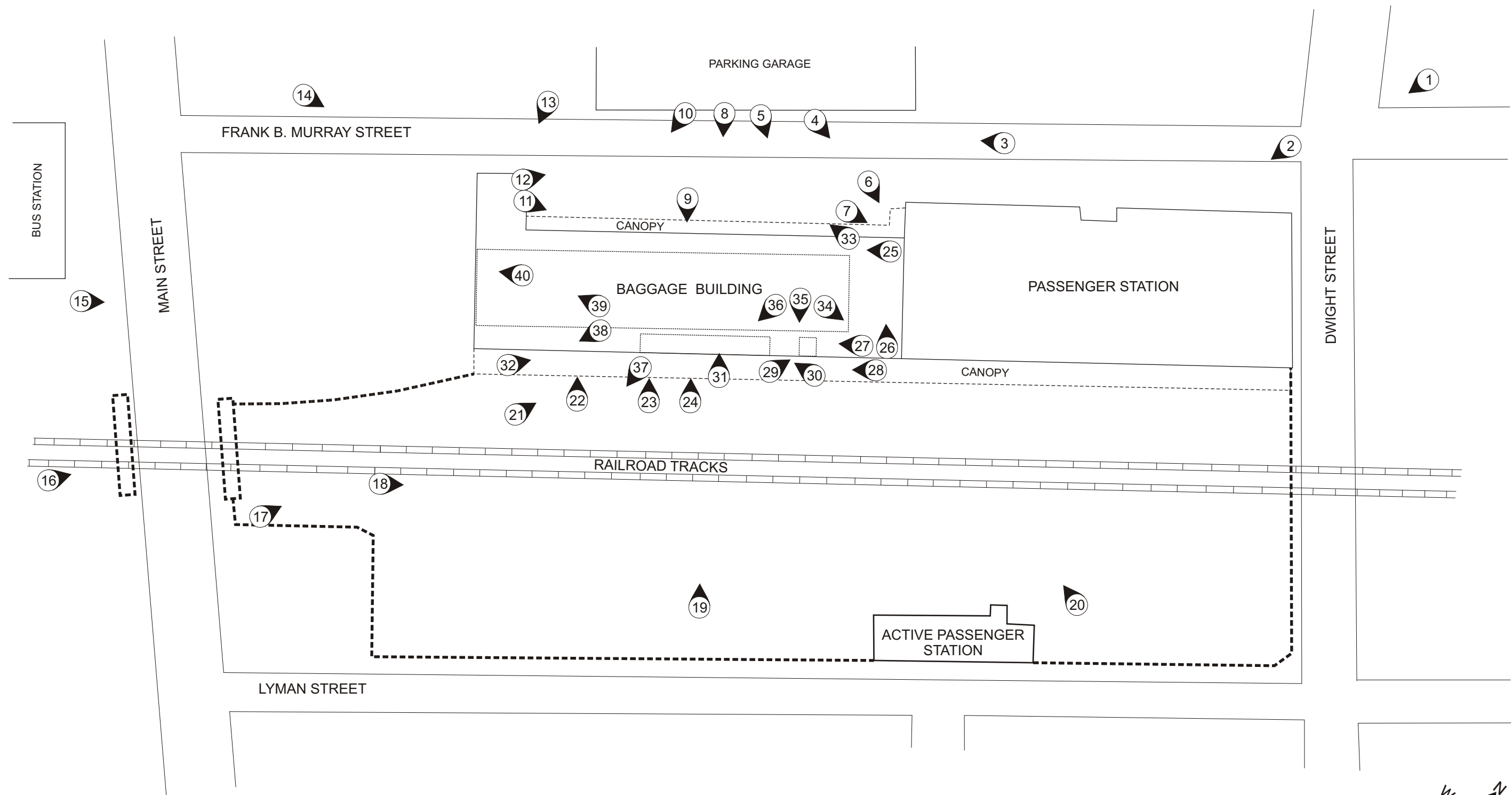
REFER TO KEY TO PHOTOS SHEET 3

- 052 Interior, second floor, west baggage room, overall view. Looking northeast.
- 053 Interior, second floor, west baggage room, showing monitor roof structure. Looking northeast.
- 054 Interior, second floor, west baggage room, overall view. Looking east.
- 055 Interior, second floor, west baggage room, south corner, showing entrance to Railway Express office. Looking northeast.
- 056 Interior, second floor, west baggage room, detail of fire door to Railway Express office. Looking southwest.
- 057 Interior, second floor, west baggage room, overview, showing baggage cart. Looking north.
- 058 Interior, second floor, Railway Express office showing wire-enclosed safe room. Looking west.
- 059 Interior, second floor, inside of Railway Express office safe room. Looking north.
- 060 Interior, second floor, Railway Express office showing safes. Looking west.
- 061 Interior, second floor, Railway Express office, detail of safe. Looking northwest.
- 062 Interior, second floor, west baggage room, showing freight elevator and belt conveyor to first floor. Looking east.
- 063 Interior, second floor, west baggage room, detail of baggage carts. Looking northeast.
- 064 Interior, second floor, east baggage room, overall view showing overhead observation tunnel. Looking northeast.
- 065 Interior, second floor, east baggage room, showing overhead observation tunnel. Looking east.
- 066 Interior, second floor, east baggage room, detail of spirals stairs to overhead observation tunnel. Looking northeast.
- 067 Interior, second floor, east baggage room, showing spiral baggage chute. Looking east.
- 068 Interior, second floor, east baggage room, showing telephone/intercom switchbox and swinging doors to trackside platform. Looking southeast.
- 069 Interior, second floor, east baggage room, overall view. Looking west.
- 070 Interior, second floor, east baggage room, showing spiral baggage chute, windows and heating radiators. Looking northwest.
- 071 Interior, second floor, office wing, details of typical doorway, and plaster over hollow tile wall construction. Looking northeast.

REFER TO KEY TO PHOTOS SHEET 4

- 072 Interior, Signal Tower, level 1, stairway. Looking northwest.
- 073 Interior, Signal Tower, level 1, room. Looking southwest.
- 074 Interior, Signal Tower, level 1, room, showing fire door and cable chase (on right). Looking east.

- 075 Interior, Signal Tower, level 2, electrical room, overall view, showing overhead cable chase. Looking southwest.
- 076 Interior, Signal Tower, level 2, electrical room, showing arrangement of equipment. Looking southwest.
- 077 Interior, Signal Tower, level 2, electrical room, detail of electrical panel. Looking southwest.
- 078 Interior, Signal Tower, level 2, electrical room, detail of General Electric AC to DC Direct Current Generator Model 42A970, 15v/ 15a. Looking northeast.
- 079 Interior, Signal Tower, level 2, electrical control room, detail of General Electric DC to AC Alternating Current Generator Model 55A22, 115v/27.3a. Looking southeast.
- 080 Interior, Signal Tower, level 3, main control room, overall view. Looking southwest.
- 081 Interior, Signal Tower, level 3, main control room, parquet floor detail and square cable chase floor openings. Looking southwest.
- 082 Interior, Signal Tower, level 3, main control room, window detail. Looking southwest.
- 083 Interior, Signal Tower, level 3, stairwell and opening to elevator machine room. Looking north.
- 084 Interior, Signal Tower, level 3, elevator machine room, showing electrical control panel on right, lift motor, cables and pulleys on left. Looking north.

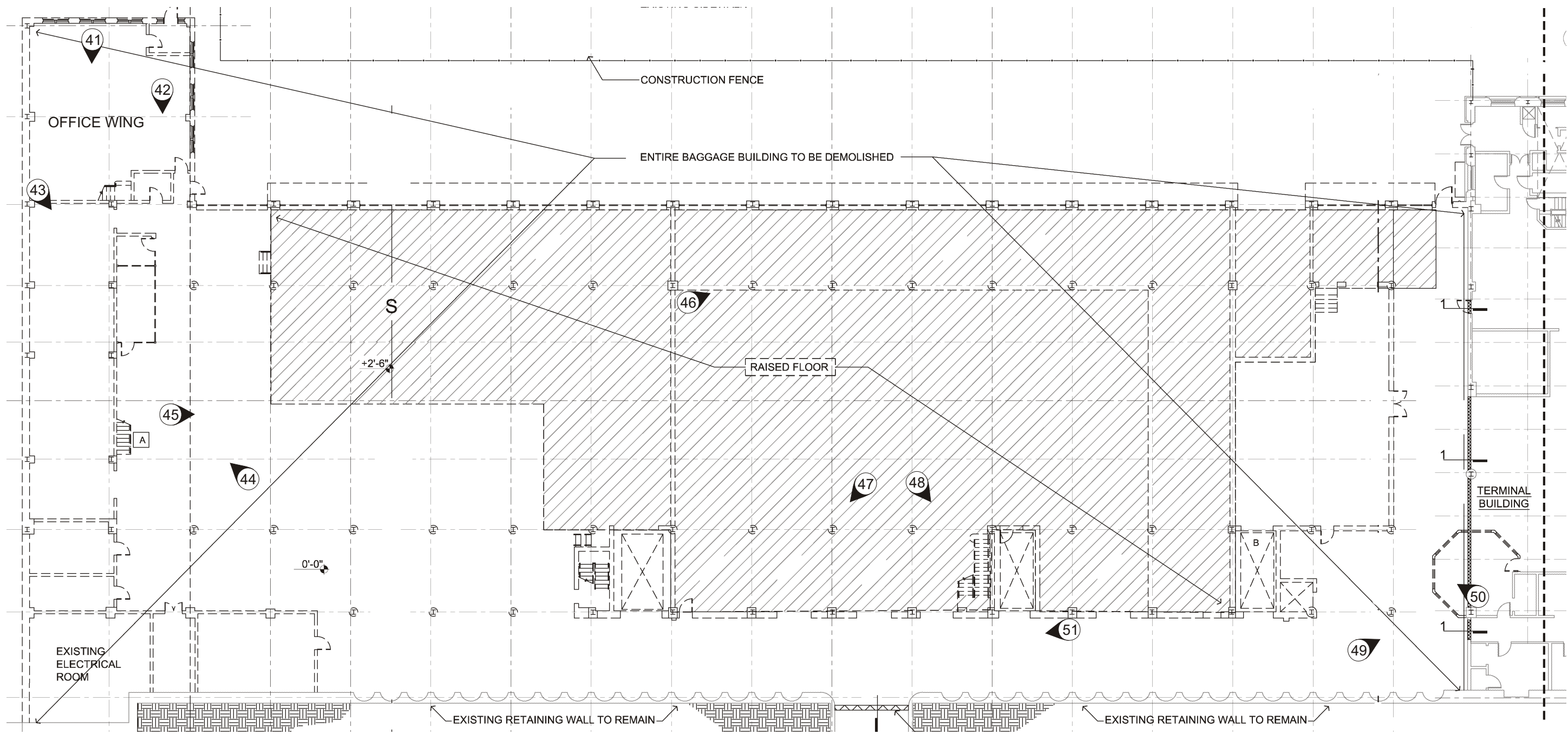


KEY TO PHOTOS 001 - 040

BUILDING PLAN SOURCE: HDR, INC. BOSTON, MASS



SPRINGFIELD MASS. RAILROAD STATION BAGGAGE BUILDING PHOTODOCUMENTATION KEY TO PHOTOGRAPHS - EXTERIOR & CONTEXT	
HISTORIC DOCUMENTATION CO. INC.	SHEET 1 OF 4
NOVEMBER 2012	SCALE: SEE GRAPHIC SCALE

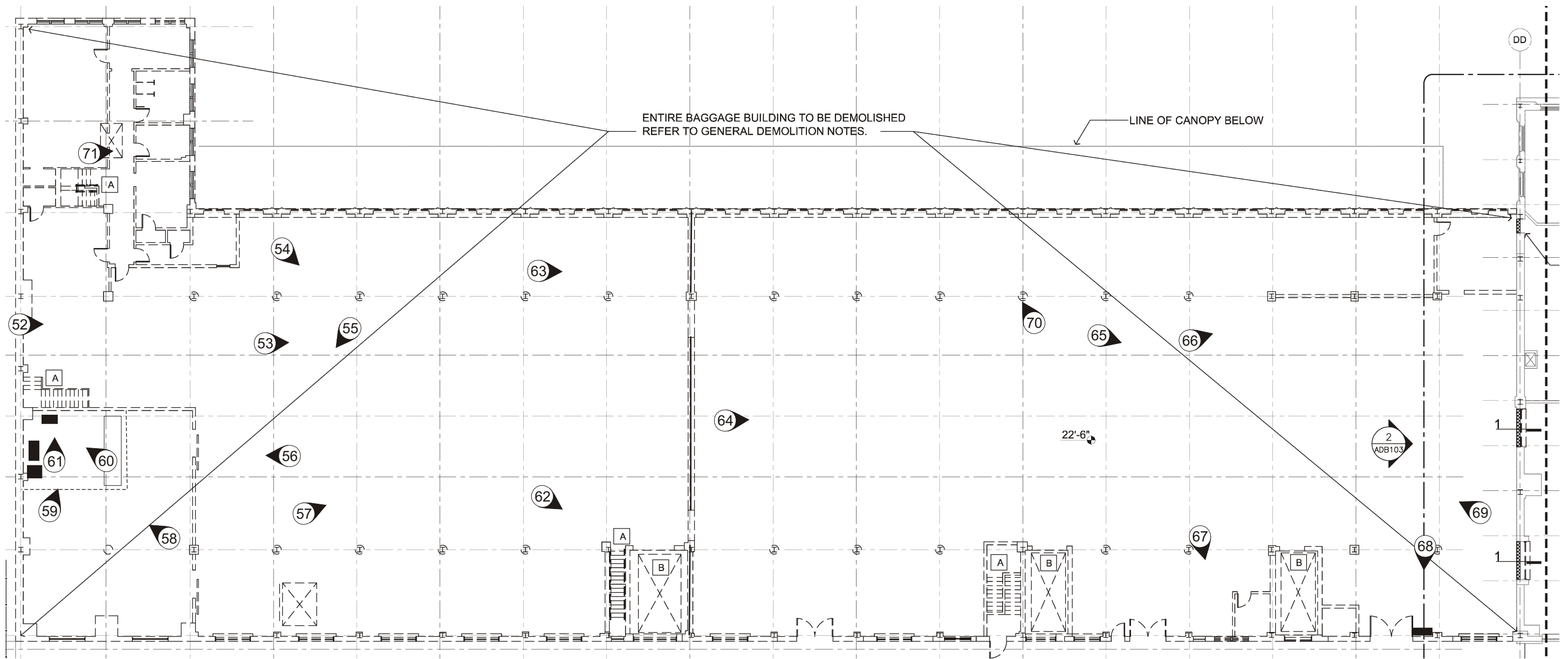


KEY TO PHOTOS 041 - 051

BUILDING PLAN SOURCE: HDR, INC. BOSTON, MASS



SPRINGFIELD MASS. RAILROAD STATION BAGGAGE BUILDING PHOTODOCUMENTATION KEY TO PHOTOGRAPHS - FIRST FLOOR	
HISTORIC DOCUMENTATION CO. INC.	SHEET 2 OF 4
NOVEMBER 2012	SCALE: SEE GRAPHIC SCALE

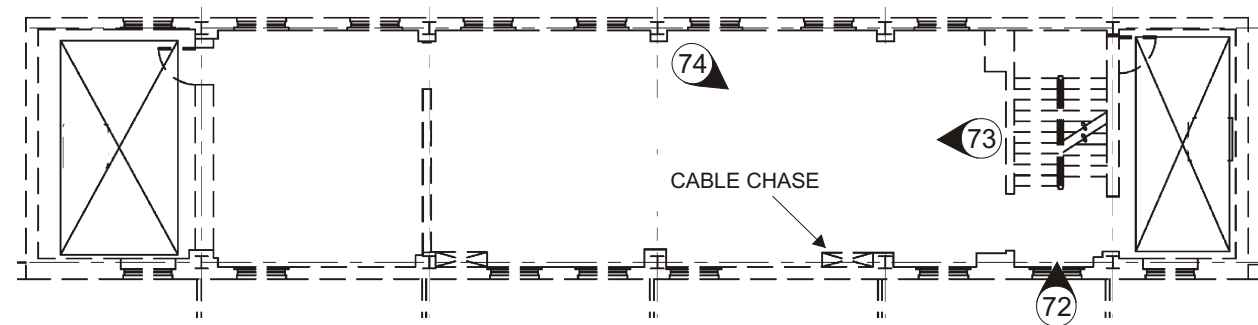


KEY TO PHOTOS 052 - 071

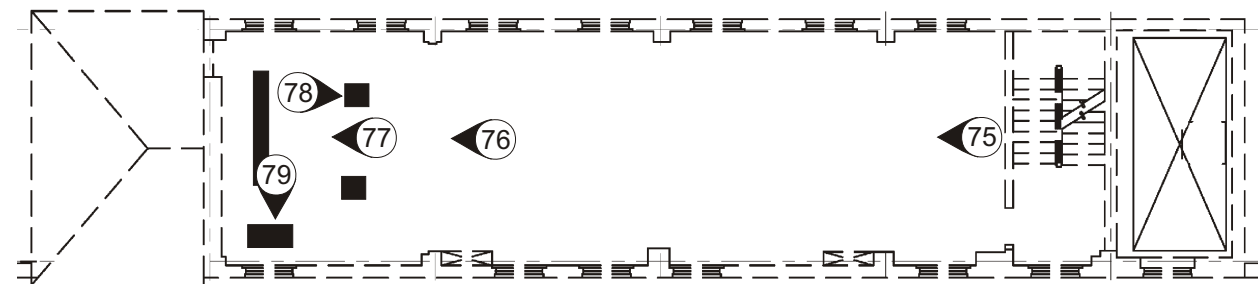
BUILDING PLAN SOURCE: HDR, INC. BOSTON, MASS



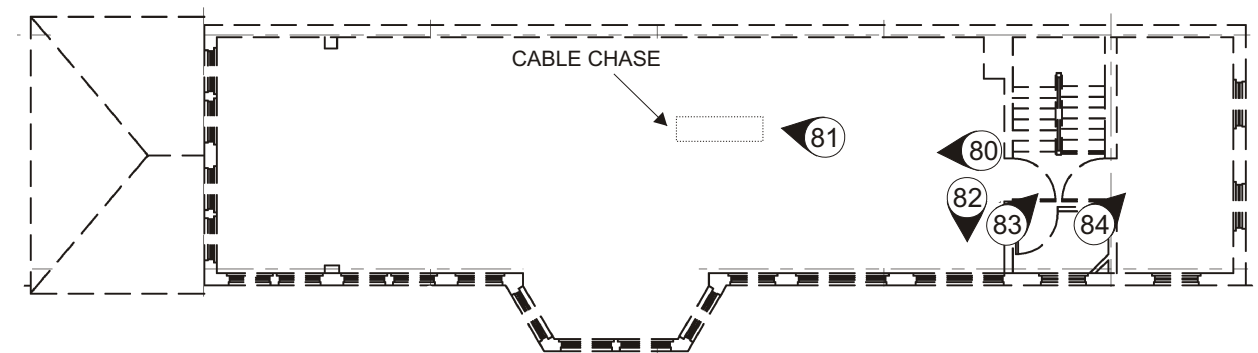
SPRINGFIELD MASS. RAILROAD STATION BAGGAGE BUILDING PHOTODOCUMENTATION KEY TO PHOTOGRAPHS - 2nd FLOOR	
HISTORIC DOCUMENTATION CO. INC. NOVEMBER 2012	SHEET 3 OF 4 SCALE: SEE GRAPHIC SCALE



SIGNAL TOWER LEVEL 1
(3RD FLOOR OF BAGGAGE BLDG.)



SIGNAL TOWER LEVEL 2
(4TH FLOOR OF BAGGAGE BLDG.)



SIGNAL TOWER LEVEL 5
(5TH FLOOR OF BAGGAGE BLDG.)



KEY TO PHOTOS 072 - 084

BUILDING PLAN SOURCE: HDR, INC. BOSTON, MASS

SPRINGFIELD MASS. RAILROAD STATION BAGGAGE BUILDING PHOTODOCUMENTATION KEY TO PHOTOGRAPHS - SIGNAL TOWER	
HISTORIC DOCUMENTATION CO. INC.	SHEET 4 OF 4
NOVEMBER 2012	SCALE: SEE GRAPHIC SCALE



-001 Context, from corner of Dwight Street and Frank B. Murray Street. Looking south.



-002 Context, Frank B. Murray Street, showing front of Passenger Station and Baggage Building, in distance behind fence. Looking south.



-003 Context, along Frank B. Murray Street. Looking southwest.



-004 Context, showing connection of Baggage Building, right, with Passenger Station, left. Looking east.



-005 Front elevation facing Frank B. Murray Street, east end. Looking southeast.



-006 Front, detail of pedestrian entrance and connection to Passenger Station. Looking southeast.



-007 Front, detail loading dock, canopy and connection to Passenger Station. Looking east.



-008 Front elevation, mid-section. Looking southeast.



-009 Front, detail of window and wall features. Looking southeast.



-010 Front elevation, west end. Looking south.



-011 Front, oblique view from roof, showing canopy, roof features and signal tower. Looking east.



-012 Context, from roof, along Frank B. Murray Street. Looking northeast.



-013 Front of office wing. Looking south.



-014 Front, oblique view, showing west endwall. Looking east.



-015 Context from bus station, showing west elevation of Baggage Building and stone arch railroad bridge over Main Street. Looking northeast.



-016 Context from track level, west approach, above stone arch railroad bridge over Main Street. Looking northeast.



-017 Context from track level, west end of station yard, showing overall view of trackside (south) elevation of Baggage Building and Passenger Station. Looking north.



-018 Context from track level, west end of station yard, showing overall view of tracks and platforms. Looking northeast.



-019 Signal Tower, south elevation. Looking northwest.



-020 Overall oblique view of Baggage Building, south (trackside) elevation, showing elevator tower on roof at right, and signal tower, center. Looking northwest.



-021 Signal Tower, south and west elevations, showing track level loading doors and canopy. Looking north



-022 Detail of window and canopy, south elevation, track level. Looking northwest.



-023 Detail of freight elevator doors, south elevation, at track level. Looking northwest.



-024 Detail of baggage cart doors, south elevation, at track level. Looking northwest.



-025 Lower roof of Baggage Building on right, upper monitor roof on left. Looking southwest.



-026 Lower roof center, showing exterior of third floor of Passenger Station on right, and upper monitor roof of Baggage Building on left. Looking northwest.



-027 Detail of roof and brick anchor piers along wall parapet. Looking southwest.



-028 Canopy over track side loading dock, showing steel rod supports tied back to brick anchor piers along wall parapet; also showing elevator tower and signal tower. Looking southwest.



-029 Detail of canopy tie-rods and elevator tower. Looking northeast.



-030 Oblique view of Signal Tower, south (trackside) elevation, from canopy roof. Looking west.



-031 Detail of typical metal window, and brickwork, on Signal Tower. Looking northwest.



-032 Canopy over track side loading dock, tie rods, parapet and signal tower. Looking north.



-033 Context, from roof, across Frank B. Murray Street. Looking northwest.



-034 Context, from roof, across tracks and platforms. Looking east.



-035 Context, from roof, across tracks and platforms. Looking southeast.



-036 Context, from roof, across tracks and platforms. Looking south.



-037 Context, from canopy, of active freight line and CSX train. Looking south.



-038 Context, from roof, showing Route 91 in distance. Looking southwest.



-039 Context, from roof, to Main Street, showing existing bus station. Looking west.



-040 Context, from roof, to Main Street, showing stone arch railroad bridge and retaining wall. Looking southwest.



-041 Interior, first floor, office wing, showing customer counters. Looking southeast.



-042 Interior, second floor, office wing, men's room, showing original fixtures and slate dividers. Looking southeast.



-043 Interior, first floor, storeroom. Looking east.



-044 Interior, first floor, west freight room, showing office areas. Looking west.



-045 Interior, first floor, west freight room, showing loading dock, columns and plate girders carrying second floor. Looking northeast.



-046 Interior, first floor, east freight room, showing loading dock, doors and luggage/parcel chute. Looking northeast.



-047 Interior, first floor, east freight room, showing spiral chute and overhead observation tunnel. Looking south.



-048 Interior, first floor, east freight room, showing freight elevator and steel staircase. Looking east.



-049 Interior, first floor, glass enclosed office area between Baggage and Station buildings. Looking north.



-050 Interior, first floor, inside glass enclosed office area between Baggage and Station buildings. Looking west.



-051 Interior, first floor, back hallway. Looking southwest.



-052 Interior, second floor, west baggage room, overall view. Looking northeast.



-053 Interior, second floor, west baggage room, showing monitor roof structure. Looking northeast.



-054 Interior, second floor, west baggage room, overall view. Looking east.



-055 Interior, second floor, west baggage room, south corner, showing entrance to Railway Express office. Looking northeast.



-056 Interior, second floor, west baggage room, detail of fire door to Railway Express office. Looking southwest.



-057 Interior, second floor, west baggage room, overview, showing baggage cart. Looking north.



-058 Interior, second floor, Railway Express office showing wire-enclosed safe room. Looking west.



-059 Interior, second floor, inside of Railway Express office safe room. Looking north.



-060 Interior, second floor, Railway Express office showing safes. Looking west.



-061 Interior, second floor, Railway Express office, detail of safe. Looking northwest.



-062 Interior, second floor, west baggage room, showing freight elevator and belt conveyor to first floor. Looking east.



-063 Interior, second floor, west baggage room, detail of baggage carts. Looking northeast.



-064 Interior, second floor, east baggage room, overall view showing overhead observation tunnel. Looking northeast.



-065 Interior, second floor, east baggage room, showing overhead observation tunnel. Looking east.



-066 Interior, second floor, east baggage room, detail of spirals stairs to overhead observation tunnel. Looking northeast.



-067 Interior, second floor, east baggage room, showing spiral baggage chute. Looking east.



-068 Interior, second floor, east baggage room, showing telephone/intercom switchbox and swinging doors to trackside platform. Looking southeast.



-069 Interior, second floor, east baggage room, overall view. Looking west.



-070 Interior, second floor, east baggage room, showing spiral baggage chute, windows and heating radiators. Looking northwest.



-071 Interior, second floor, office wing, details of typical doorway, and plaster over hollow tile wall construction. Looking northeast.



-072 Interior, Signal Tower, level 1, stairway. Looking northwest.



-073 Interior, Signal Tower, level 1, room. Looking southwest.




-074 Interior, Signal Tower, level 1, room, showing fire door and cable chase (on right). Looking east.




-075 Interior, Signal Tower, level 2, electrical room, overall view, showing overhead cable chase. Looking southwest.



-076 Interior, Signal Tower, level 2, electrical room, showing arrangement of equipment. Looking southwest.



-077 Interior, Signal Tower, level 2, electrical room, detail of electrical panel. Looking southwest.



-078 Interior, Signal Tower, level 2, electrical room, detail of General Electric AC to DC Direct Current Generator Model 42A970, 15v/ 15a. Looking northeast.



-079 Interior, Signal Tower, level 2, electrical control room, detail of General Electric DC to AC Alternating Current Generator Model 55A22, 115v/27.3a. Looking southeast.



-080 Interior, Signal Tower, level 3, main control room, overall view. Looking southwest.



-081 Interior, Signal Tower, level 3, main control room, parquet floor detail and square cable chase floor openings. Looking southwest.



-082 Interior, Signal Tower, level 3, main control room, window detail. Looking southwest.



-083 Interior, Signal Tower, level 3, stairwell and opening to elevator machine room. Looking north.



-084 Interior, Signal Tower, level 3, elevator machine room, showing electrical control panel on right, lift motor, cables and pulleys on left. Looking north.